

MARKET PULSE

MACRO VIEWS

DM GROWTH: In the US, we remain keenly attuned to the next phase of labor rebalancing. July employment report was weak across the board with the unemployment rate rising 0.2pp to 4.3% raising concerns of a more meaningful deterioration ahead. That said, the current level of job openings and still healthy pace of final demand indicate still resilient labor dynamics reducing downside risk, in our view. In Europe, we remain cautiously optimistic about the economic recovery, with political gridlock in France and trade policy uncertainty in the Euro area more broadly serving as key risks.

MONETARY POLICY: The Bank of Japan (BoJ) surprised the market by hiking rates by 15bp to 0.25% in July. It also announced the reduction of its JGB purchases to about JPY 3tn in Q1 2026 as the Bank judged activity and prices had been developing in line with its outlook. In the US, the Fed left its policy rate unchanged while noting that a cut could be on the table in September. GIR now expects 3 consecutive 25bp rate cuts in September, November, and December.

GLOBAL ELECTIONS: By the end of 2024, more voters will have gone to the polls to express their sentiment on leadership and ideology than in any other calendar year on record. So far, mixed results have failed to provide any consistent ideological migration. What does appear clear are stinging rebukes of incumbents and highly binary nationalistic sentiment. Additionally, the US Democratic switch from Biden to Harris atop the ticket has reset prediction markets to very competitive pre-debate levels.

MARKET VIEWS

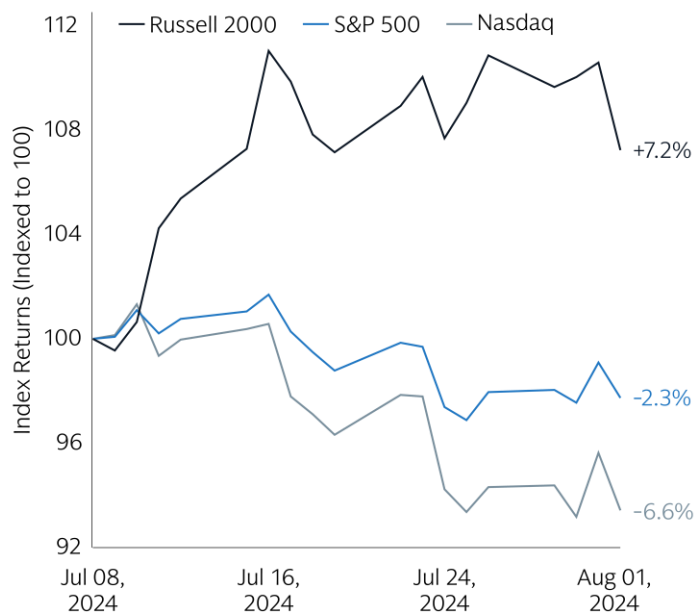
VOLATILITY: Weaker US macro data and the BoJ's surprise hike led to a spike in volatility across markets with the VIX crossing above 50, the highest since the COVID-19 crisis in March 2020. While risk assets have been hit globally, Japanese equities have been hit especially hard, experiencing their largest daily decline in almost 4 decades with the TOPIX index falling by more than -12% on Monday 5th of August. The overall risk-off sentiment and the rapid Yen appreciation following the BoJ's rate hike have been two key contributors to the recent price action.

SMALL CAPS: Disinflation and cooling US labor demand should soon rationalize an interest rate cut from the Fed, in our view. As the market-priced probability for a September rate cut moved from 58% at the beginning of July to 100% in early August, the Russell 2000 outperformed the S&P 500 by 9.5pp. Absent a more meaningful weakening in labor data, the relief to smaller companies' debt burdens via lower rates should provide staying power to the recent small-cap rally, in our view.

RATES: Following the recent rally in global yields, we expect rate volatility to stabilize from here as further macro deterioration should remain limited. In the US, the curve may be set to steepen as both sides of the Fed's mandate have moved into better balance and a September cut now appears likely.

FX: The USD/JPY experienced a sharp move lower following the BoJ's rate hike and the increased odds of a Fed's rate cut in September. That said, we do not expect further major downside from here as markets become less concerned about US growth and rates stabilize near current levels.

CHART OF THE MONTH¹



ASSET CLASS FORECASTS²

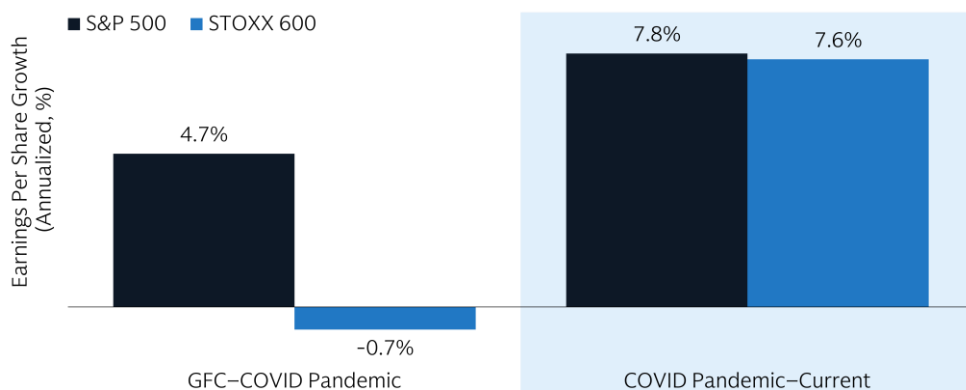
	Current	3m	12m	% Δ to 12m
EQUITIES				
S&P 500 (\$)	5347	5400	5700	6.6
STOXX Europe (€)	498	510	540	8.5
MSCI Asia-Pacific Ex-Japan (\$)	554	570	615	11.1
TOPIX (¥)	2538	2800	2900	14.3
RATES				
10-Year Treasury	3.8	4.3	4.2	39 bp
10-Year Bund	2.2	2.3	2.2	0 bp
10-Year JGB	0.9	1.2	1.6	71 bp
CURRENCIES				
Euro (€/\$)	1.09	1.05	1.08	-1.0
Pound (£/\$)	1.28	1.27	1.32	3.1
Yen (\$/¥)	147	155	150	2.1
REAL ASSETS				
Brent Crude Oil (\$/bbl)	76.8	86	81	5.5
London Gold (\$/troy oz)	2414	2600	2700	11.9

Source: MSCI, GS Global Investment Research (GIR), and Goldman Sachs Asset Management. As of August 2024. "We/Our" refers to Goldman Sachs Asset Management. The Macro and Market Views expressed may differ from those of GIR and other divisions of Goldman Sachs and its affiliates. See page 5 for additional disclosures. The economic and market forecasts presented herein are for informational purposes as of the date of this document. There can be no assurance that the forecasts will be achieved. Past performance does not guarantee future results, which may vary.

Turning Tides

Amid market volatility, global investors may want to focus on their strategic asset allocation and revisit their regional equity exposure. Investors often rationalize their underweight DM ex US equity positions by their underperformance relative to US counterparts for 11 of the last 15 calendar years. With that said, we don't believe past underperformance is a factor which governs future return prospects. Instead, fundamental drivers such as earnings, interest rates, and dividends are of higher consideration and when analyzing these factors. We find that the tides that have supported recent US dominance may be turning.

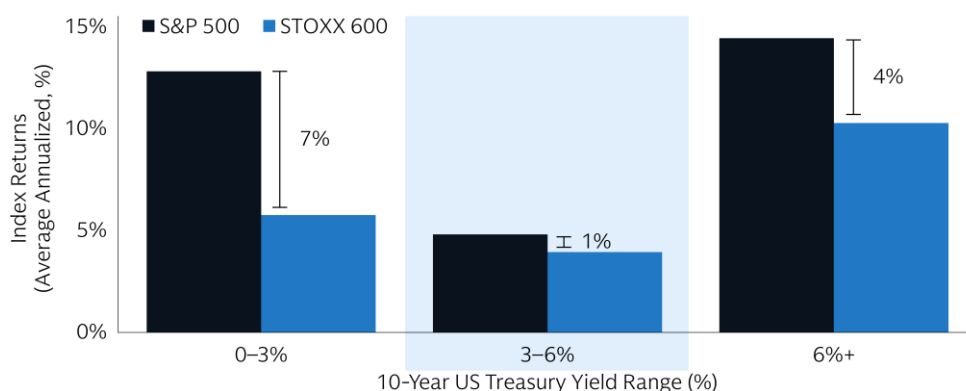
EARNINGS



Most fundamental to equity returns is earnings growth. The consistency of US outperformance in recent history may therefore not be a surprise. Between the Global Financial Crisis and the onset of the pandemic, S&P 500 corporations grew earnings by roughly 5% per annum, relative to STOXX 600 corporations which saw earnings contract by roughly -1% per annum. However, since March 2020, European companies have been far more competitive with US peers, growing earnings at roughly the same pace.

Source: Bloomberg and Goldman Sachs Asset Management.

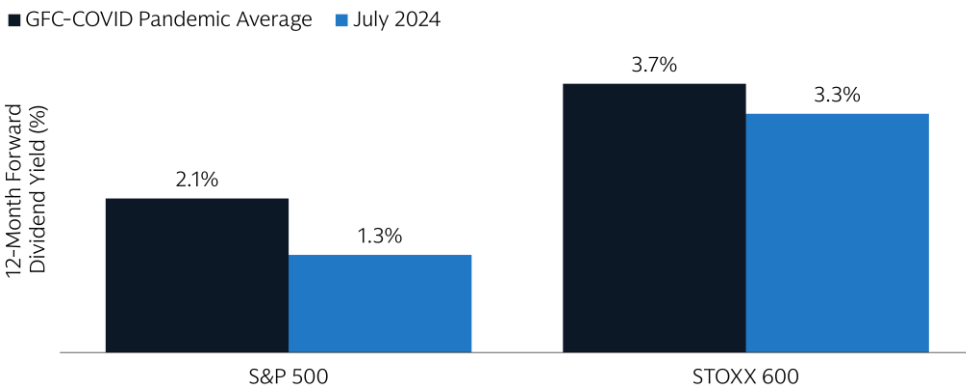
INTEREST RATES



Falling interest rates between 2008 and 2020 were a welcome development for US equities given their higher exposure to the technology sector relative to Europe. Since bottoming in 2020 however, the 10-year US Treasury yield has stabilized at a higher floor and will likely remain elevated regardless of near-term policy rate movements, in our view. During similar rate environments historically, European equities underperformed US counterparts by an average of just -1pp annualized, relative to -7pp in low-rate environments.

Source: Bloomberg and Goldman Sachs Asset Management.

DIVIDENDS



Dividends are another key driver of equity performance. European equities are historically known for their higher dividend yields – they offered a dividend yield of about 4% on average before the pandemic, which is almost twice as much as in the US. While the US has done more buybacks in the past, Europe has been catching-up recently while still distributing more dividends. We estimate that STOXX 600 now returns about 5% to investors, when accounting for buybacks, bringing the total shareholder yield close to an all-time high.

Source: Bloomberg and Goldman Sachs Asset Management.

"We/Our" refers to Goldman Sachs Asset Management. Top Section Notes: Source: Bloomberg and Goldman Sachs Asset Management. As of June 28, 2024. Middle Section Notes: Source: Bloomberg and Goldman Sachs Asset Management. As of June 28, 2024. Bottom Section notes: Source: Bloomberg and Goldman Sachs Asset Management. As of July 30, 2024. The economic and market forecasts presented herein are for informational purposes as of the date of this document. There is no guarantee that objectives will be met. There can be no assurance that forecasts will be achieved. Please see additional disclosures at the end of this document. **Past performance does not guarantee future results, which may vary.**

Important Information

1. Chart Source: Bloomberg and Goldman Sachs Asset Management. As of August 1, 2024. **Past performance does not guarantee future results, which may vary.**
2. Price targets of major asset classes are provided by Goldman Sachs Global Investment Research. Source: “Global equities lost 2%; Momentum underperformed” – August 5, 2024. The economic and market forecasts presented herein are for informational purposes as of the date of this presentation. There can be no assurance that the forecasts will be achieved. Please see additional disclosures at the end of this presentation. These examples are for illustrative purposes only and are not actual results. If any assumptions used do not prove to be true, results may vary substantially.

Page 1 Definitions

- DM refers to developed market
- PBOC refers to the People’s Bank of China
- RMB refers to Renminbi
- Pp refers to percentage points
- Fed refers to the Federal Reserve
- HY refers to High Yield
- IG refers to Investment Grade

Page 2 Notes

Top Section Notes: GFC refers to Global Financial Crisis. The period between the Global Financial Crisis and COVID Pandemic references trailing twelve-month earnings growth between January 2008 and February. The period between the COVID Pandemic onward references trailing twelve-month earnings growth between February 2020 to June 2024.

Index Benchmarks

The **S&P 500 Index** is the Standard & Poor’s 500 Composite Stock Prices Index of 500 stocks, an unmanaged index of common stock prices. The index figures do not reflect any deduction for fees, expenses or taxes. It is not possible to invest directly in an unmanaged index.

The **Nasdaq Composite Index** is a broad-based market index that includes more than 3700 stocks listed on the Nasdaq stock exchange.

The **STOXX Europe 600 Index** is derived from the STOXX Europe Total Market Index (TMI) and is a subset of the STOXX Global 1800 Index. With a fixed number of 600 components, the STOXX Europe 600 Index represents large, mid and small capitalization companies across 18 countries of the European region.

The **Japan TOPIX Index** is a capitalization-weighted index of the largest companies and corporations that are found in the First Section of the Tokyo Stock Exchange.

The **Russell 2000 Index** measures the performance of the small-cap segment of the US equity universe. The Russell 2000 Index is a subset of the Russell 3000 Index representing approximately 10% of the total market capitalization of that index. It includes approximately 2000 of the smallest securities based on a combination of their market cap and current index membership.

The **MSCI AC Asia ex Japan Index** captures large and mid cap representation across 2 of 3 DM countries (excluding Japan) and 8 EM countries in Asia.

Risk Considerations

Equity securities are more volatile than bonds and subject to greater risks. Foreign and emerging markets investments may be more volatile and less liquid than investments in US securities and are subject to the risks of currency fluctuations and adverse economic or political developments. Investments in commodities may be affected by changes in overall market movements, commodity index volatility, changes in interest rates or factors affecting a particular industry or commodity. The currency market affords investors a substantial degree of leverage. This leverage presents the potential for substantial profits but also entails a high degree of risk including the risk that losses may be similarly substantial. Currency fluctuations will also affect the value of an investment.

Investments in fixed income securities are subject to the risks associated with debt securities generally, including credit, liquidity, interest rate, prepayment and extension risk. Bond prices fluctuate inversely to changes in interest rates. Therefore, a general rise in interest rates can result in the decline in the bond’s price. The value of securities with variable and floating interest rates are generally less sensitive to interest rate changes than securities with fixed interest rates. Variable and floating rate securities may decline in value if interest rates do not move as expected. Conversely, variable and floating rate securities will not generally rise in value if market interest rates decline. Credit risk is the risk that an issuer will default on payments of interest and principal. Credit risk is higher when investing in high yield bonds, also known as junk bonds. Prepayment risk is the risk that the issuer of a security may pay off principal more quickly than originally anticipated. Extension risk is the risk that the issuer of a security may pay off principal more slowly than originally anticipated. All fixed income investments may be worth less than their original cost upon redemption or maturity.

International securities may be more volatile and less liquid and are subject to the risks of adverse economic or political developments. International securities are subject to greater risk of loss as a result of, but not limited to, the following: inadequate regulations, volatile securities markets, adverse exchange rates, and social, political, military, regulatory, economic or environmental developments, or natural disasters.

When interest rates increase, fixed income securities will generally decline in value. Fluctuations in interest rates may also affect the yield and liquidity of fixed income securities.

Performance Data

Period	S&P500	STOXX600	Russell 2000	Nasdaq
Jun-2023 - Jun-2024	23%	11%	10%	30%
Jun-2022 - Jun-2023	18%	13%	12%	5%
Jun-2021 - Jun-2022	-12%	-10%	-25%	-8%
Jun-2020 - Jun-2021	39%	26%	62%	73%
Jun-2019 - Jun-2020	5%	-6%	-7%	7%

The currency perspective is local.

General Disclosures

EU: This marketing communication is disseminated by Goldman Sachs Asset Management B.V., including through its branches ("GSAM BV"). GSAM BV is authorised and regulated by the Dutch Authority for the Financial Markets (Autoriteit Financiële Markten, Vijzelgracht 50, 1017 HS Amsterdam, The Netherlands) as an alternative investment fund manager ("AIFM") as well as a manager of undertakings for collective investment in transferable securities ("UCITS"). Under its licence as an AIFM, the Manager is authorized to provide the investment services of (i) reception and transmission of orders in financial instruments; (ii) portfolio management; and (iii) investment advice. Under its licence as a manager of UCITS, the Manager is authorized to provide the investment services of (i) portfolio management; and (ii) investment advice. Information about investor rights and collective redress mechanisms are available on www.gsam.com/responsible-investing (section Policies & Governance). Capital is at risk. Any claims arising out of or in connection with the terms and conditions of this disclaimer are governed by Dutch law.

UK: This material is a financial promotion and has been approved by Goldman Sachs Asset Management International, which is authorized and regulated in the United Kingdom by the Financial Conduct Authority.

Switzerland: For Qualified Investor use only – Not for offering or advertising to general public. This is marketing material. This document is provided to you by Goldman Sachs Bank AG, Zürich. Any future contractual relationships will be entered into with affiliates of Goldman Sachs Bank AG, which are domiciled outside of Switzerland. We would like to remind you that foreign (Non-Swiss) legal and regulatory systems may not provide the same level of protection in relation to client confidentiality and data protection as offered to you by Swiss law.

Bahrain: This material has not been reviewed by the Central Bank of Bahrain (CBB) and the CBB takes no responsibility for the accuracy of the statements, or the information contained herein, or for the performance of the securities or related investment, nor shall the CBB have any liability to any person for damage or loss resulting from reliance on any statement or information contained herein. This material will not be issued, passed to, or made available to the public generally.

Kuwait: This material has not been approved for distribution in the State of Kuwait by the Ministry of Commerce and Industry or the Central Bank of Kuwait or any other relevant Kuwaiti government agency. The distribution of this material is, therefore, restricted in accordance with law no. 31 of 1990 and law no. 7 of 2010, as amended. No private or public offering of securities is being made in the State of Kuwait, and no agreement relating to the sale of any securities will be concluded in the State of Kuwait. No marketing, solicitation or inducement activities are being used to offer or market securities in the State of Kuwait.

Oman: The Capital Market Authority of the Sultanate of Oman (the "CMA") is not liable for the correctness or adequacy of information provided in this document or for identifying whether or not the services contemplated within this document are appropriate investment for a potential investor. The CMA shall also not be liable for any damage or loss resulting from reliance placed on the document.

Qatar: This document has not been, and will not be, registered with or reviewed or approved by the Qatar Financial Markets Authority, the Qatar Financial Centre Regulatory Authority or Qatar Central Bank and may not be publicly distributed. It is not for general circulation in the State of Qatar and may not be reproduced or used for any other purpose.

UAE: This document has not been approved by or filed with the Central Bank of the United Arab Emirates or the Securities and Commodities Authority. If you do not understand the contents of this document, you should consult with a financial advisor.

Saudi Arabia: The Capital Market Authority does not make any representation as to the accuracy or completeness of this document, and expressly disclaims any liability whatsoever for any loss arising from, or incurred in reliance upon, any part of this document. If you do not understand the contents of this document you should consult an authorised financial adviser.

South Africa: Goldman Sachs Asset Management International is authorised by the Financial Services Board of South Africa as a financial services provider.

Israel: This document has not been, and will not be, registered with or reviewed or approved by the Israel Securities Authority (ISA"). It is not for general circulation in Israel and may not be reproduced or used for any other purpose. Goldman Sachs Asset Management International is not licensed to provide investment advisory or management services in Israel.

Chile: (i) Este material está sujeto a la Norma General N° 336 de la Superintendencia de Valores y Seguros de Chile; (ii) Corresponde a valores no inscritos en el Registro de Valores o en el Registro de Valores Extranjeros mantenido por la Superintendencia de Valores y Seguros, los valores sobre los que se basa, no están sujetos a su control; (iii) Dado que estos valores no están registrados, no existe obligación por parte del emisor de entregar información pública sobre estos valores en Chile; Y (iv) Estos valores no podrán ser objeto de oferta pública hasta su inscripción en el correspondiente Registro de Valores.

Asia Pacific: Please note that neither Goldman Sachs Asset Management International nor any other entities involved in the Goldman Sachs Asset Management (GSAM) business maintain any licenses, authorizations or registrations in Asia (other than Japan), except that it conducts businesses (subject to applicable local regulations) in and from the following jurisdictions: Hong Kong, Singapore and Malaysia. This material has been issued for use in or from Hong Kong by Goldman Sachs Asset Management (Hong Kong) Limited, in or from Singapore by Goldman Sachs Asset Management (Singapore) Pte. Ltd. (Company Number: 201329851H) and in or from Malaysia by Goldman Sachs (Malaysia) Sdn Berhad (880767W).

Brunei: The attached information has been provided at your request for informational purposes only and is not intended as a solicitation in respect of the purchase or sale of instruments or securities (including funds) or the provision of services. Neither Goldman Sachs Asset Management (Singapore) Pte. Ltd. nor any of its affiliates is licensed as a dealer or investment advisor under the Securities Order of Brunei. The information has been provided to you solely for your own purposes and must not be copied or redistributed to any person without the prior consent of Goldman Sachs Asset Management.

East Timor: The attached information has been provided at your request for informational purposes only and is not intended as a solicitation in respect of the purchase or sale of instruments or securities (including funds), or the provision of services. Neither Goldman Sachs Asset Management (Singapore) Pte. Ltd. nor any of its affiliates is licensed under any laws or regulations of Timor-Leste. The information has been provided to you solely for your own purposes and must not be copied or redistributed to any person or institution without the prior consent of Goldman Sachs Asset Management.

Singapore: This material has been issued or approved for use in or from Singapore by Goldman Sachs Asset Management (Singapore) Pte. Ltd. (Company Number: 201329851H).

Colombia: Esta presentación no tiene el propósito o el efecto de iniciar, directa o indirectamente, la adquisición de un producto a prestación de un servicio por parte de Goldman Sachs Asset Management a residentes colombianos. Los productos y/o servicios de Goldman Sachs Asset Management no podrán ser ofrecidos ni promocionados en Colombia o a residentes Colombianos a menos que dicha oferta y promoción se lleve a cabo en cumplimiento del Decreto 2555 de 2010 y las otras reglas y regulaciones aplicables en materia de promoción de productos y/o servicios financieros y/o del mercado de valores en Colombia o a residentes colombianos. Al recibir esta presentación, y en caso que se decida contactar a Goldman Sachs Asset Management, cada destinatario residente en Colombia reconoce y acepta que ha contactado a Goldman Sachs Asset Management por su propia iniciativa y no como resultado de cualquier promoción o publicidad por parte de Goldman Sachs Asset Management o cualquiera de sus agentes o representantes. Los residentes colombianos reconocen que (1) la recepción de esta presentación no constituye una solicitud de los productos y/o servicios de Goldman Sachs Asset Management, y (2) que no están recibiendo ninguna oferta o promoción directa o indirecta de productos y/o servicios financieros y/o del mercado de valores por parte de Goldman Sachs Asset Management. Esta presentación es estrictamente privada y confidencial, y no podrá ser reproducida o utilizada para cualquier propósito diferente a la evaluación de una inversión potencial en los productos de Goldman Sachs Asset Management o la contratación de sus servicios por parte del destinatario de esta presentación, no podrá ser proporcionada a una persona diferente del destinatario de esta presentación.

This material is provided at your request for informational purposes only. It is not an offer or solicitation to buy or sell any securities.

Goldman Sachs Asset Management leverages the resources of Goldman Sachs & Co. LLC subject to legal, internal and regulatory restrictions.

MARKET PULSE: AUGUST 2024

Emerging markets investments may be less liquid and are subject to greater risk than developed market investments as a result of, but not limited to, the following: inadequate regulations, volatile securities markets, adverse exchange rates, and social, political, military, regulatory, economic or environmental developments, or natural disasters.

Commodities greater volatility than investments in traditional securities. Investments in commodities may be affected by changes in overall market movements, changes in interest rates, or factors affecting a particular industry or commodity. Commodities are also subject to social, political, military, regulatory, economic, environmental or natural disaster risks.

The risk of foreign currency exchange rate fluctuations may cause the value of securities denominated in such foreign currency to decline in value. Currency exchange rates may fluctuate significantly over short periods of time. These risks may be more pronounced for investments in securities of issuers located in, or otherwise economically tied to, emerging countries. If applicable, investment techniques used to attempt to reduce the risk of currency movements (hedging), may not be effective. Hedging also involves additional risks associated with derivatives.

General Disclosures

This information discusses general market activity, industry or sector trends, or other broad-based economic, market or political conditions and should not be construed as research or investment advice. This material has been prepared by Goldman Sachs Asset Management and is not financial research nor a product of Goldman Sachs Global Investment Research (GIR). It was not prepared in compliance with applicable provisions of law designed to promote the independence of financial analysis and is not subject to a prohibition on trading following the distribution of financial research. The views and opinions expressed may differ from those of Goldman Sachs Global Investment Research or other departments or divisions of Goldman Sachs and its affiliates. Investors are urged to consult with their financial advisors before buying or selling any securities. This information may not be current and Goldman Sachs Asset Management has no obligation to provide any updates or changes.

Indices are unmanaged. The figures for the index reflect the reinvestment of all income or dividends, but do not reflect the deduction of any fees or expenses which would reduce returns. Investors cannot invest directly in indices.

Any reference to a specific company or security does not constitute a recommendation to buy, sell, hold or directly invest in the company or its securities. It should not be assumed that investment decisions made in the future will be profitable or will equal the performance of the securities discussed in this document.

Neither MSCI nor any other party involved in or related to compiling, computing, or creating the MSCI data makes any express or implied warranties or representations with respect to such data (or the results to be obtained by the use thereof), and all such parties hereby expressly disclaim all warranties of originality, accuracy, completeness, merchantability, or fitness for a particular purpose with respect to any of such data. Without limiting any of the foregoing, in no event shall MSCI, any of its affiliates or any third party involved in or related to compiling, computing or creating the data have any liability for any direct, indirect, special, punitive, consequential or any other damages (including lost profits) even if notified of the possibility of such damages. No further distribution or dissemination of the MSCI data is permitted without MSCI's express written consent.

Views and opinions expressed are for informational purposes only and do not constitute a recommendation by Goldman Sachs Asset Management to buy, sell, or hold any security, including any Goldman Sachs product or service.

Views and opinions are current as of the date of this document and may be subject to change, they should not be construed as investment advice.

Although certain information has been obtained from sources believed to be reliable, we do not guarantee its accuracy, completeness or fairness. We have relied upon and assumed without independent verification, the accuracy and completeness of all information available from public sources.

Economic and market forecasts presented herein reflect a series of assumptions and judgments as of the date of this document and are subject to change without notice. These forecasts do not take into account the specific investment objectives, restrictions, tax and financial situation or other needs of any specific client. Actual data will vary and may not be reflected here. These forecasts are subject to high levels of uncertainty that may affect actual performance. Accordingly, these forecasts should be viewed as merely representative of a broad range of possible outcomes. These forecasts are estimated, based on assumptions, and are subject to significant revision and may change materially as economic and market conditions change. Goldman Sachs has no obligation to provide updates or changes to these forecasts. Case studies and examples are for illustrative purposes only.

Valuation levels for the assets listed in the Account statements and other documents containing prices reflect Goldman Sachs Asset Management's good faith effort to ascertain fair market levels (including accrued income, if any) for all positions. Third party pricing services generally value fixed income securities assuming orderly transactions of an institutional round lot size, but accounts may hold or transact in such securities in smaller odd lot sizes. Odd lots may trade at lower prices than institutional round lots. The valuation information is believed by Goldman Sachs Asset Management to be reliable for round lot sizes. The prices are indicative only of the assumed fair value of the positions on the relevant date. These valuation levels may not be realized by the Account upon liquidation. Market conditions and transaction size will affect liquidity and price received upon liquidation. Current exchange rates will be applied in valuing positions in foreign currency.

For portfolio valuation purposes it is the responsibility of the custodian, administrator or such other third party appointed by the client, to obtain accurate and reliable information concerning the valuation of any securities including derivative instruments which are comprised in the portfolio. The information that Goldman Sachs Asset Management provides should not be deemed the official pricing and valuation for the Account. Goldman Sachs Asset Management is not obligated to provide pricing information to satisfy any regulatory, tax or accounting requirements to which the Client may be subject.

THIS MATERIAL DOES NOT CONSTITUTE AN OFFER OR SOLICITATION IN ANY JURISDICTION WHERE OR TO ANY PERSON TO WHOM IT WOULD BE UNAUTHORIZED OR UNLAWFUL TO DO SO.

This material is provided at your request solely for your use.

Past performance does not guarantee future results, which may vary. The value of investments and the income derived from investments will fluctuate and can go down as well as up. A loss of principal may occur.

© 2024 Goldman Sachs. All rights reserved.
Compliance code: 382509-OTU-2082390
Date of First Use: 5 August 2024

AEJ - 350474-TMPL-01/2024-1938665
EMEA - 350699-TMPL-01/2024-1939478
LATAM - 351333-TMPL-01/2024-1942542

For more information contact your Goldman Sachs sales representative.

MPAUG2024